

Go to www.acslm.ie and click the “Members Area” tab.
Blank your login details and click the “Events” tab.

You should see the screen as in Fig 2.

Fig. 1

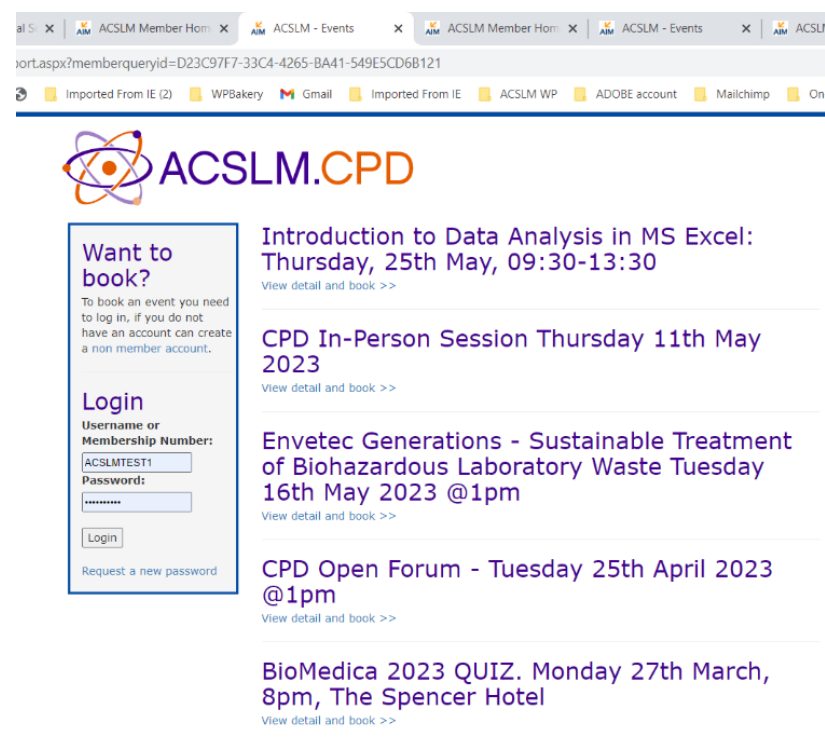
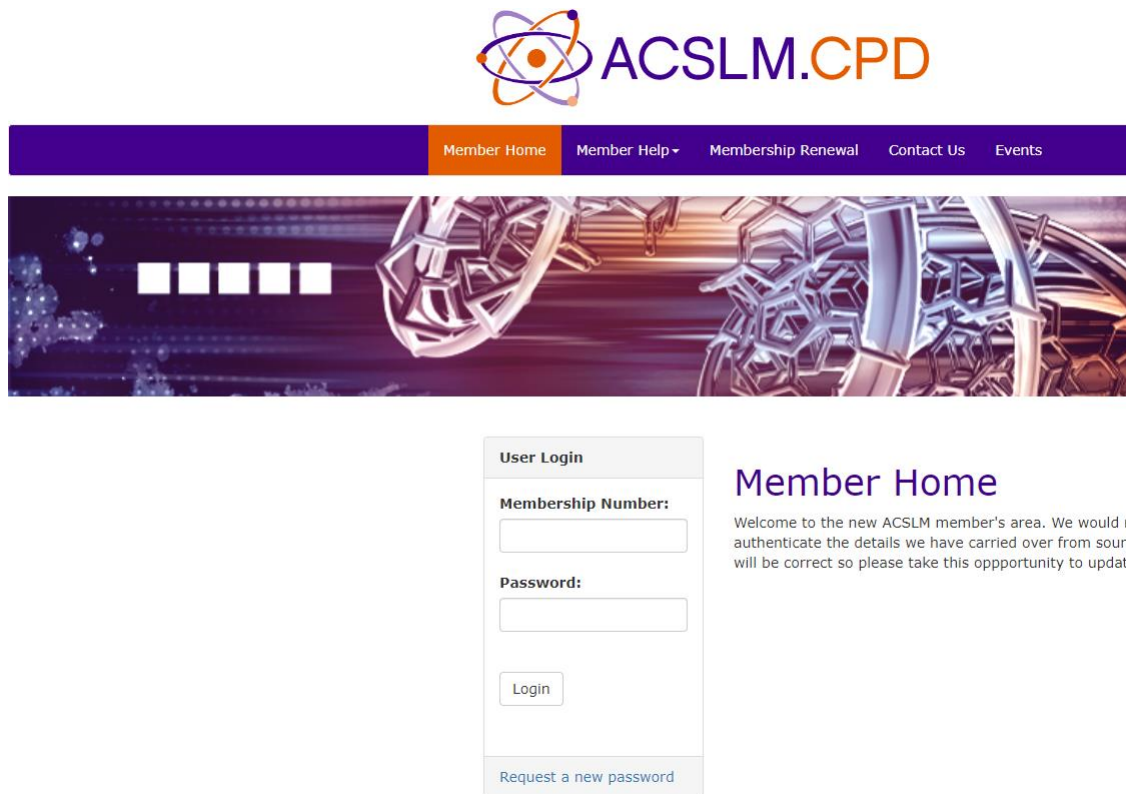


Fig. 2

On the left hand side click on “create a non-member account”. It will open the screen as in Fig. 3.

Text size: [Aa](#) [Aa](#)

Applying for Membership

1. Create Account
2. Personal Details

Create Account

Please complete the fields below to create a basic account. Once complete please click the "Submit" button.

Your Details

First Name

Last Name

Email Address

Account Details

Username

Password

Repeat Password

Security Questions

Security Question 1

Security Answer 1

Security Question 2

Security Answer 2

© 2023 Academy of Clinical Science and Laboratory Medicine (ACSLM)

Fig. 3

Create your account and note your details. Click submit when finished and the screen in Fig. 4 will appear.

Text size: [Aa](#) [Aa](#)

Applying for Membership

1. Create Account ✓
2. Personal Details
3. Confirm Details

Personal Details

Please complete the form below, required fields are marked with a red asterisk. Once complete please click save and next to move onto the next stage of the account registration.

Title

Address Line 1 *

Address Line 2

Address Line 3

Address Line 4 *

Address Line 5 *

Address Line 6

Telephone Number

Mobile Number

EU Country

Country of Birth

CORU Registration Number

Background

Date of Birth *

Fig. 4

Complete the form and follow on screen instructions. The screen in Fig. 5 should appear.

Fig. 5

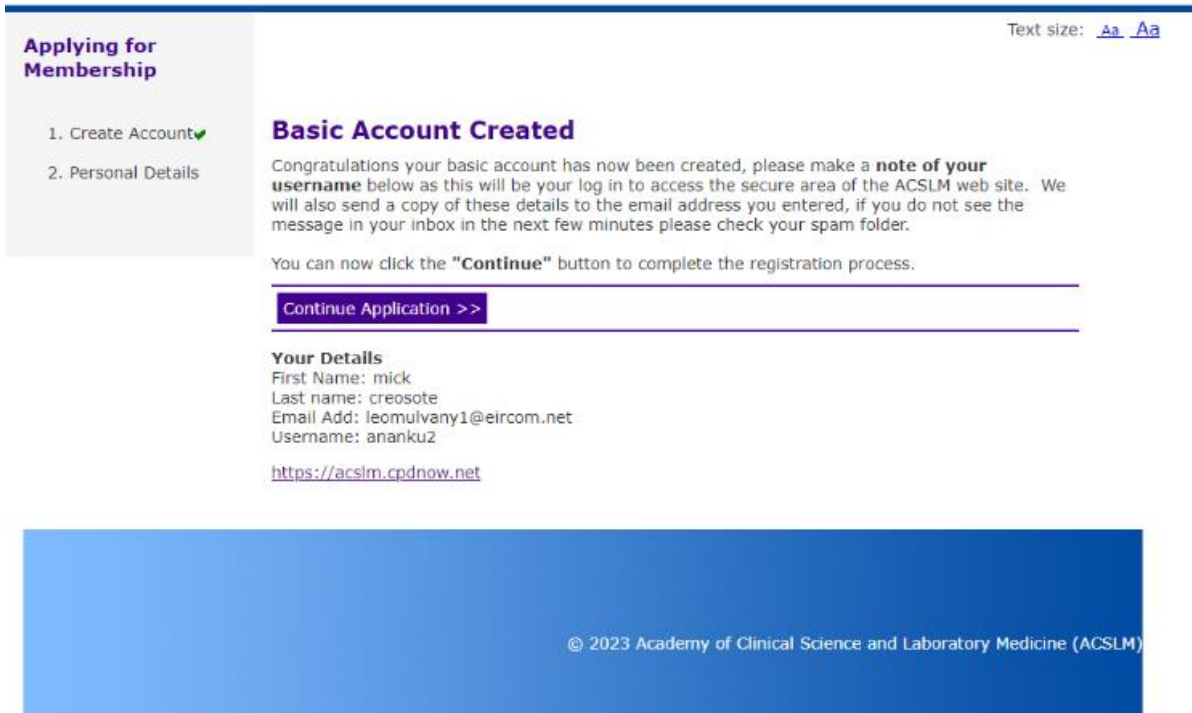


Fig. 6.

Tick the box and submit.

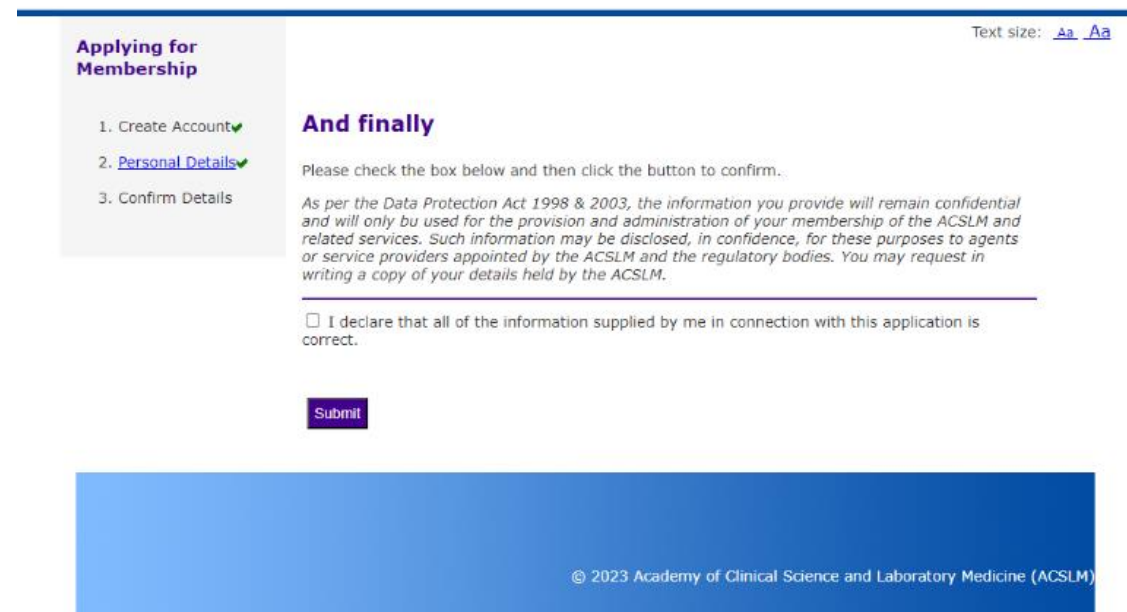


Fig. 7

You should receive an email confirming your account setup.

You can now use your new login details to login as a non-member and book a non-member ticket.

